

8.4 Speaking and writing

GOALS ■ Ask for information at the train station ■ Write an email about your perfect holiday

Listening & Speaking at the train station

- 1 Work with a partner. Think of the last time you went on a long journey. Take turns to ask and answer questions. Use the prompts in the box.

Where/go?	What kind of transport/take?
When/go?	How long/journey?
Why/go?	Enjoy the journey? Why/Why not?

Indian RAILWAYS

- more than 8,000 stations across the country
- 25 million passengers travel on 11,000 trains every day
- about a million employees
- Howrah Station in Kolkata is the oldest and biggest station: 600 trains arrive and depart from 26 platforms every day.

- 2a Work with a partner. Marcel is at the ticket office in Howrah station. Match questions 1-7 to answers a-g.

- 1 Hello. Can I help you?
- 2 When would you like to travel?
- 3 When's the next train?
- 4 How long does it take?
- 5 And how much is a sleeper ticket?
- 6 Would you like a single or a return?
- 7 Which platform does it leave from?

- a Later today or tomorrow.
- b Just a single, please.
- c About 17 hours. It arrives at 11.25 a.m. tomorrow.
- d Yes, please. I need to get to New Delhi.
- e Platform 7.
- f That's 775 rupees.
- g The next one leaves at 18.40.

- b **8.16**))) Listen to the conversation between Marcel and the ticket seller, and check your answers.

- c **8.17**))) Listen to the questions and repeat.



- 3a Work with a partner. Which questions does Marcel ask and which questions does the ticket seller ask? Mark the questions in exercise 2a 'M' or 'T'.

- b Read the Language for speaking box and check your answers.

LANGUAGE FOR SPEAKING at the train station

Ticket seller

Can I help you?
When would you like to go/leave/travel/come back/return?
Would you like a single or return?

Passenger

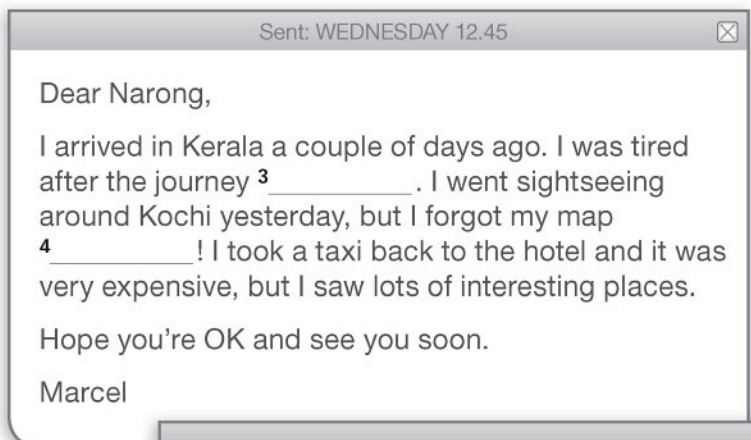

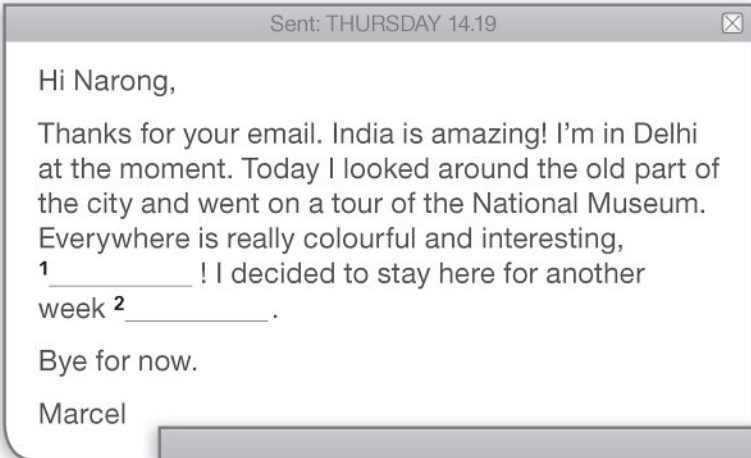
When's the next train/bus (to ...)?
How much does it/a (first class) single/a (second class) return/
a sleeper cost?
How long does it take?
Which platform does it leave/go from?

- c Work with a partner. Take turns to ask and answer the questions in exercise 2a.

- 4 Work with a partner. Take turns to be a passenger and a ticket seller. Student A, turn to page 129. Student B, turn to page 134.

Reading & Writing email: a perfect holiday

- 5 Work with a partner. Read the emails Marcel sent from India to his friend Narong. Use phrases a–d to complete his emails.
- a **so** I'm taking lots of photos
 - b **because** it took a very long time to get here – almost two days on the train
 - c **so** I got lost
 - d **because** there's just so much to do and see



- 6a Read the information in the Language for writing box about linkers.

LANGUAGE FOR WRITING
linkers – *so* and *because*

- *Because* tells us why something happens or happened.
*I was tired after the journey **because** it took a very long time to get here.*
- *So* tells us the result of the first idea.
*It took a very long time to get here, **so** I was tired after the journey.*

- b Work with a partner. Complete the second sentence so it means the same as the first sentence. Use *so* or *because*.
- 1 Everywhere is really colourful and interesting, so I'm taking lots of photos.
I'm taking _____.
 - 2 I decided to stay here for another week because there's just so much to do and see.
There's _____.
 - 3 I forgot my map, so I got lost.
I got _____.
 - 4 The weather was bad, so we stayed in the hotel.
We stayed _____.
 - 5 We love swimming, so we went to the beach.
We went _____.
 - 6 We ate at a local restaurant every night because the food was really good.
The food _____.

- 7a Imagine you are on a perfect holiday. Think about questions 1–10.
- | | |
|-------------------------------|---|
| 1 What kind of holiday is it? | 7 Who are you with? |
| 2 Where are you? | 8 What do you do during the day/in the evening? |
| 3 When did you arrive? | 9 What did you do on the first day/yesterday? |
| 4 How did you travel? | 10 What do you like best about the place where? |
| 5 Where are you staying? | |
| 6 How long are you staying? | |

- b Work with a partner. Take turns to ask and answer the questions in exercise 7a.
- 8a **TASK** Write an email to a friend about your perfect holiday using your answers in exercise 7. Remember to use *so* and *because*.
- b Give your email to another student and read their email. Answer questions 1–3.
- 1 Do you want to go on their holiday? Why/Why not?
 - 2 Do they use *so* and *because* correctly?
 - 3 How do they start and finish their email?